




Welcome to my Villa.  
Follow this trail to find out  
more about me and my  
house.

Start the  
trail here

Can you find a picture of  
me in a mosaic? Who  
am I?

\_\_\_\_\_

What did the people living  
here catch from the sea  
and eat?



Can you find these  
things that belonged  
to the people that  
lived here?



p \_ \_ \_ \_ y



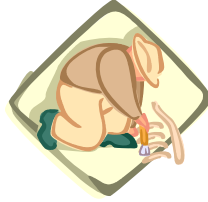
b \_ \_ \_ \_ h



A skeleton was  
found at my  
house. Where  
was it found?

\_\_\_\_\_


Can you see the model on the  
floor? Who is this man?



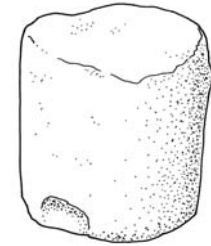
What is he doing?

\_\_\_\_\_

Draw your favourite mosaic here.



Go to my front door.  
This was found here.



What is it?

\_\_\_\_\_

Find the Roman handprint.  
Compare it to your hand. Is  
it bigger or smaller?



Look at the pictures in the  
mosaic in Room 12. Can you find  
the Goddess of the harvest?




What is her name?


\_\_\_\_\_



Continue the trail outside to find out more about my Villa.....

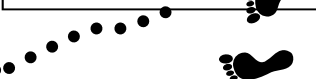


What sort of animals do you think lived on this farm? Tick the box.



Well done !

You have completed the trail. Now you know all about my house.



Go to the Roman garden. We grew plants here that we used for cooking and medicine.

Find these plants and draw them or write what they were used for.

ivy

quince

fig

Go to the other building with tin roof and look inside. This is where the farm manager lived. Can you see how he kept warm ?

-----

p y c h o a t u s


Rearrange these letters to give you a clue.



BRADING  
ROMAN VILLA

© Brading Roman Villa 2005  
Key Stage 2 Year 5/6

Remember where my front door used to be? Stand there and draw a picture of my view.



Go to the well house. Name some of the things found in this well.

How deep is the well ?

